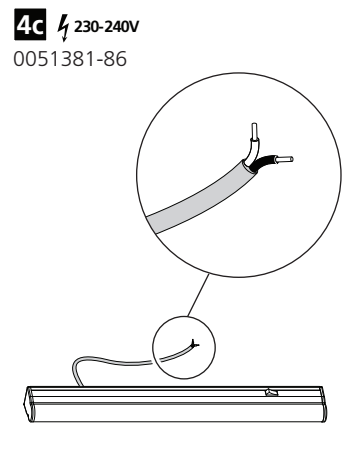
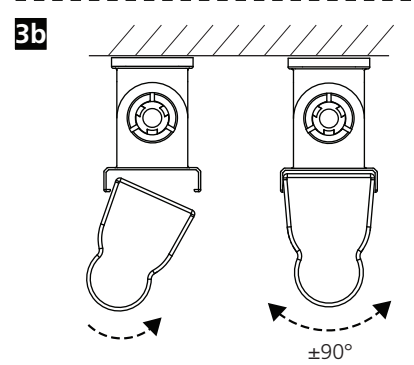
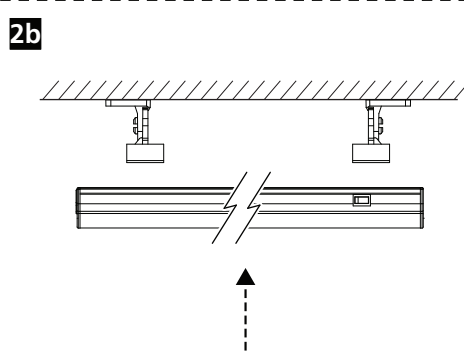
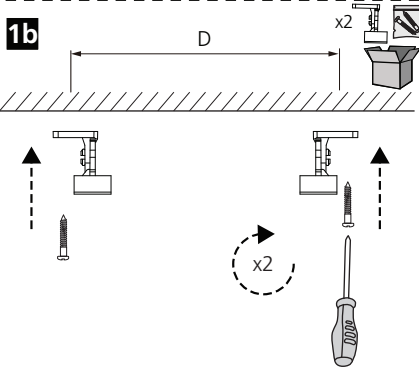
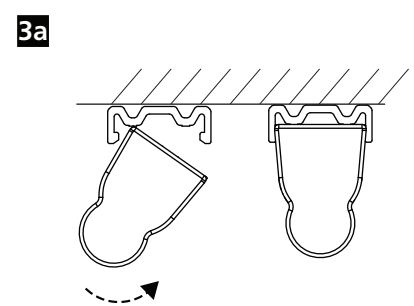
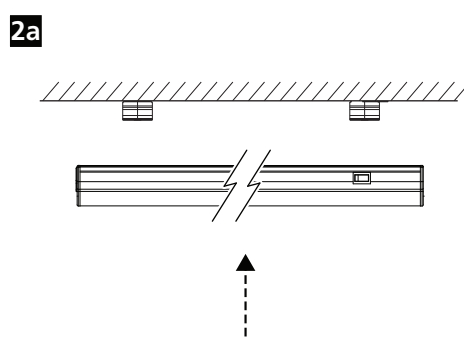
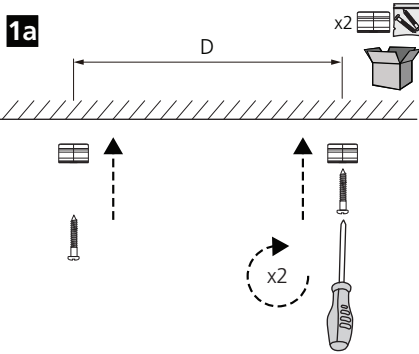


Model/L(mm)	W(mm)	H <sub>1</sub> (mm)	H <sub>2</sub> (mm)	D(mm)
300	24	35	-	160-200
600				400-440
900			44	600-640
1200				800-840
1500				1000-1040



Max qty Per 20A C Type Breaker:

- 0051361,0051366: Max 45 pcs
- 0051362,0051367: Max 25 pcs
- 0051363,0051368: Max 20 pcs
- 0051364,0051369: Max 15 pcs
- 0051365,0051370: Max 10 pcs
- 0051371,0051376: Max 35 pcs
- 0051372,0051377: Max 25 pcs
- 0051373,0051378: Max 15 pcs
- 0051374,0051379: Max 10 pcs
- 0051375,0051380: Max 10 pcs